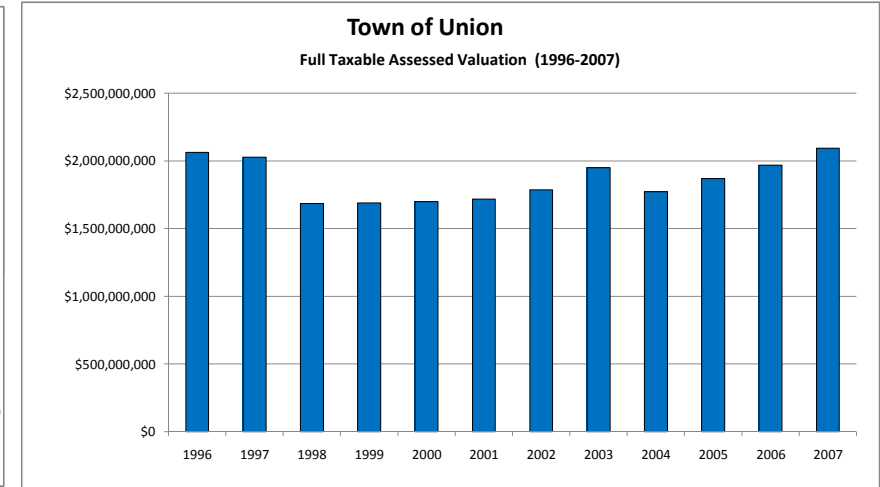
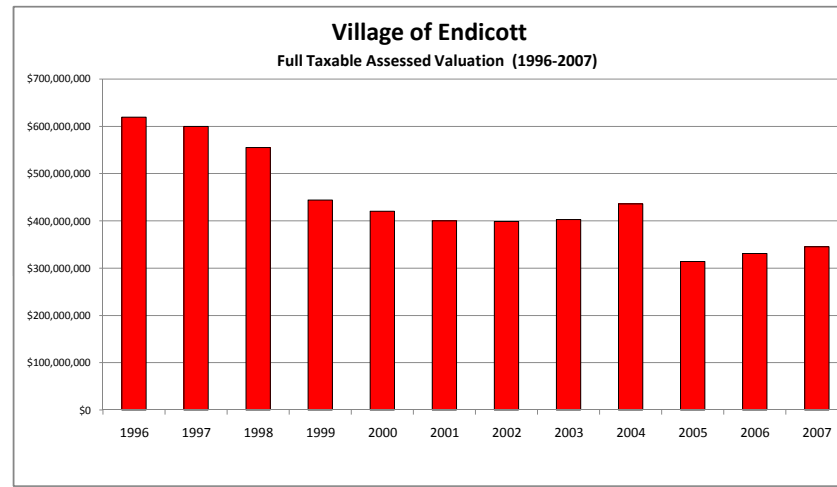
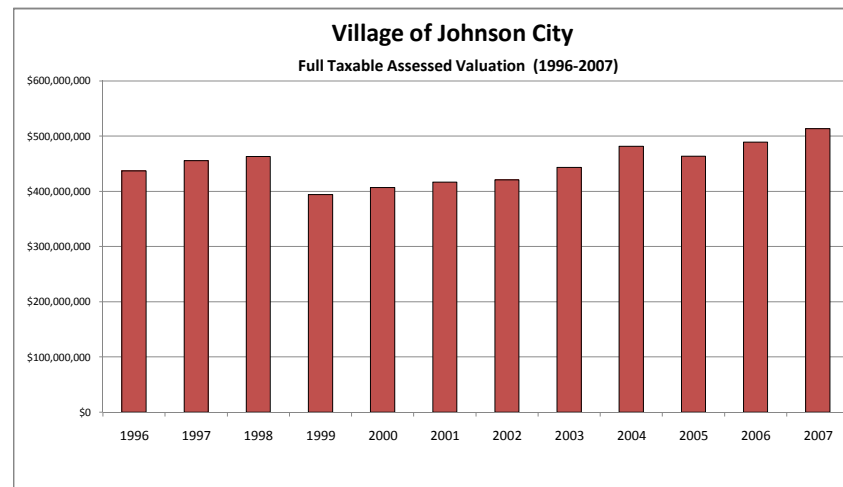


Property Tax and Assessed Value History 1996-2007 - All Communities

	1996	1997	1998	1999	2000	2001	2002	2003	2004	2005	2006	2007
Town of Union	\$2,061,722,691	\$2,027,654,896	\$1,685,496,836	\$1,688,773,994	\$1,697,976,390	\$1,718,605,662	\$1,786,313,071	\$1,949,006,750	\$1,771,095,075	\$1,868,259,152	\$1,967,598,383	\$2,094,545,462
Village of Endicott	\$619,770,097	\$599,723,068	\$555,219,421	\$444,278,933	\$420,376,138	\$399,943,094	\$399,065,180	\$402,546,400	\$435,727,328	\$314,435,760	\$330,764,304	\$345,559,057
Village of Johnson City	\$437,360,524	\$465,663,603	\$463,391,202	\$394,045,743	\$406,910,198	\$416,963,175	\$421,139,917	\$443,219,571	\$482,023,437	\$463,969,604	\$488,988,800	\$513,752,525



	2000	2001	2002	2003	2004	2005	2006	2007
Town of Union	\$38.79	\$47.93	\$50.08	\$60.61	\$62.76	\$66.51	\$68.65	\$69.83
Village of Johnson City (V)	\$194.13	\$195.61	\$203.33	\$209.42	\$215.71	\$228.01	\$245.96	\$267.84
Village of Johnson City (T)	\$11.04	\$19.78	\$20.53	\$22.08	\$19.92	\$19.07	\$16.22	\$15.59
Village of Endicott (V)	\$196.37	\$195.32	\$222.93	\$228.43	\$246.50	\$267.50	\$285.21	\$293.06
Village of Endicott (T)	\$11.04	\$19.78	\$20.53	\$22.08	\$19.92	\$19.07	\$16.22	\$15.59

	2000	2001	2002	2003	2004	2005	2006	2007
Town of Union	\$3,178,734	\$4,292,732	\$4,511,881	\$5,019,542	\$5,111,649	\$5,253,507	\$5,337,180	\$5,453,220
Village of Johnson City	\$5,969,872	\$6,011,198	\$6,199,783	\$6,497,469	\$6,654,761	\$6,961,074	\$7,516,990	\$8,173,728
Village of Endicott	\$6,240,795	\$5,757,197	\$6,441,002	\$6,436,967	\$6,874,230	\$5,534,527	\$5,896,134	\$6,015,334

